

# MOVE WITH ALOHA



**MOVING TO UNITED STATES  
ARMY GARRISON - HAWAII**



## Army Community Service Relocation Readiness Program

- Shipping POVs
- Cost of Living
- Moving Pets
- ACS Programs & Services
- Hawaii Military Installations
- Oahu Map
- Command Sponsorship
- Household Goods
- Lending Closet
- In-Processing
- Lodging & Housing
- BAH Rates
- Island Safety
- Education
- Childcare
- Moving Firearms



Providing service to the  
Army Community for over 50 years.

## MISSION

ACS WILL ASSIST COMMANDERS IN MAINTAINING  
READINESS OF INDIVIDUALS, FAMILIES, AND COMMUNITIES  
WITHIN AMERICA'S ARMY BY DEVELOPING,  
COORDINATING, AND DELIVERING SERVICES WHICH  
PROMOTE SELF-RELIANCE, RESILIENCY, AND STABILITY  
DURING WAR AND PEACE.

## CONNECT WITH US



### ACS WEBSITE

[https://hawaii.armymwr.com/  
programs/acs-welcome](https://hawaii.armymwr.com/programs/acs-welcome)



### ACS CLASS CALENDAR

call (808)787-4227 to inquire or register  
for all ACS classes



### FACEBOOK

[https://www.facebook.com/Army-  
Community-Service-Hawaii-  
332495810239/](https://www.facebook.com/Army-Community-Service-Hawaii-332495810239/)



## TABLE OF CONTENTS

Welcome_____	Page 5
ACS Programs & Services_____	Page 6
Where Can You Access Resources?_____	Page 10
Local Commonly Requested Phone Numbers____	Page 11
Hawaii Military Installations_____	Page 12
Maps_____	Page 13
Total Army Sponsorship Program_____	Page 14
Command Sponsorship_____	Page 16
Shipping Household Goods & POV_____	Page 18
TRICARE & Healthcare Coverage_____	Page 19
Temporary Lodging_____	Page 20
Travel_____	Page 21
Your Arrival_____	Page 22
In-Processing_____	Page 23
Lodging & Housing_____	Page 24
BAH Rates_____	Page 25
Lending Closet_____	Page 26
Education_____	Page 28
Employment_____	Page 29
Financial Support_____	Page 32
Childcare_____	Page 33
Pets_____	Page 34
Firearms_____	Page 36
Island Safety_____	Page 38
Hawaiian History_____	Page 40
Oahu Activities_____	Page 41
Hawaiian Language_____	Page 42
Fun Facts_____	Page 44
ACS Partners & Helpful Websites_____	Page 45

# U.S. ARMY GARRISON– HAWAII

## TENNANT UNITS

U. S. Army Pacific

U. S. Army Corps of Engineers

5th Battlefield Coordination Detachment

8th Theater Sustainment Command

9th Mission Support Command

18th Medical Command

19th Military Police Battalion

25th Infantry Division

30th Signal Battalion

94th Army Air & Missile Defense Command

196th Infantry Brigade

413th Contracting Support Brigade

500th Military Intelligence Brigade

599th Transportation Brigade



## E KOMO MAI TO HAWAII

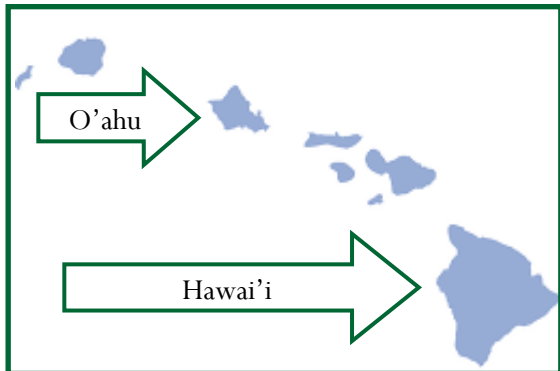
Aloha!

Hawai'i is the 50th state and most recent to join the Union. It is one of the most remote island chains on the globe, and it is located in the middle of the Pacific Ocean.

U.S. Army Garrison - Hawaii provides quality services, installation facilities, training and recreational centers to nearly 100,000 Soldiers, Civilians and Family Members stationed on the islands of O'ahu and Hawai'i.

The garrison is headquartered at Wheeler Army Airfield, just 20 miles from the state capital of Honolulu.

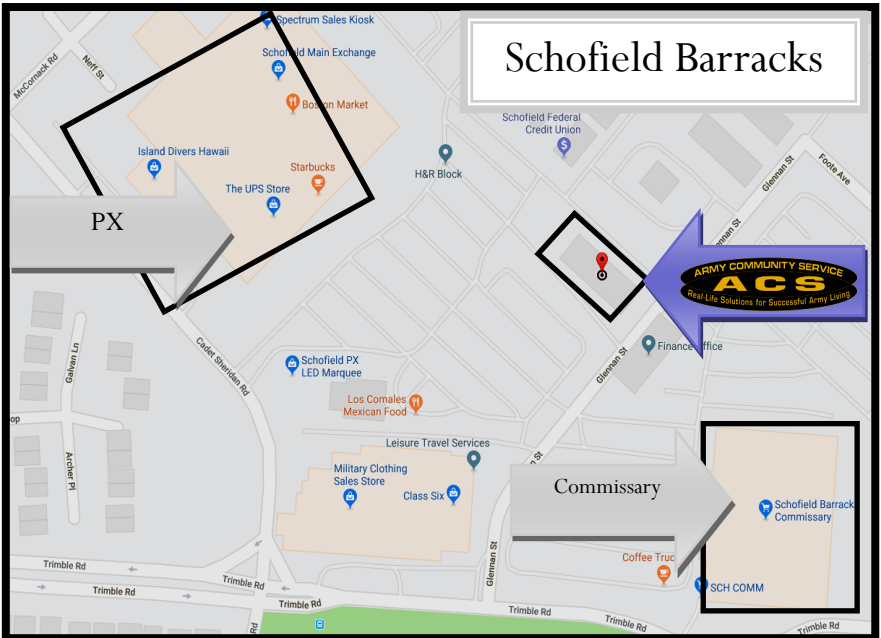
Hawai'i's mild climate allows for year-round training and deployment operations, while its world-renowned beaches, breathtaking mountains, and tropical splendor provide countless opportunities for Soldiers and their families to make the most of their tour in paradise.



Hawai'i, United States

# HOW CAN WE HELP YOU?

Military life is uniquely exciting and challenging in many ways. Let ACS help you navigate the twists, turns, and transitions of Army life. Our **Relocation Readiness Program** supports Service Members, Family Members, Retirees, and Civilians through the ups and downs of Army Permanent Change of Station [PCS] moves. Please read on to learn more about our programs.



## ACS PROGRAMS & SERVICES

### **Army Emergency Relief (AER)** AER can **financially assist**



active duty Soldiers, Family Members, Army National Guard and US Army Reserve Soldiers on active duty orders for more than 30 days, Retirees, and surviving spouses & children.

### **Army Family Action Plan (AFAP)** Looking for an opportunity to **impact and change** your quality of life and



community? Submit an AFAP issue today.

### **Army Family Team Building (AFTB)** AFTB Level K will



take the guess work out of **understanding the Army lifestyle**. Level G focuses on personal growth and resilience. Level L teaches leadership and conflict management skills.

### **Army Volunteer Corps (AVC)** Look for volunteer opportunities in the Army community using the **Volunteer**



**Management Information System** at [www.myarmyonesource.com](http://www.myarmyonesource.com) or visit ACS.

### **Employment Readiness Program (ERP)** Looking for a



**job?** Employment Readiness provides assistance in acquiring skills, networks, and resources needed to participate in the workforce and develop a career or work plan.

### **Exceptional Family Member Program (EFMP)** Do you



have an Exceptional Family Member? Are you aware of available resources? EFMP representatives are ready to assist with **advocacy services, resources, housing, education, and child services** for Family members with special needs.



## ACS PROGRAMS & SERVICES

### Family Advocacy Program: New Parent Support

#### Program (FAP: NPSP)



Expecting a new baby? Already have a small child? NPSP is an early intervention program that works with parents during pregnancy and after baby arrives to help with **breastfeeding, infant massage, development, and parenting concerns** for children birth thru three years old.

### Family Advocacy Program: Prevention, Education & Outreach (FAP-Ed)



FAP-Ed provides troop **trainings and command briefings**. It also hosts **Play Mornings, Toon Time Matinees**, and voluntary classes in **Stress Management, Anger Management, and Couples Communication**. FAP-Ed offers parenting classes such as **Newborn Care , Scream Free Parenting, 123 Magic, and Parenting 101**. FAP-Ed provides outreach tables and resources at Soldier & Family Readiness Group and Steering Committee Meetings by request.

### Family Advocacy Program: Victim Advocacy (FAP: VA)

You have choices if you are a victim of spousal abuse. Victim Advocates are available to assist and support victims' autonomy by empowering them to make **informed decisions relevant to safety and welfare**.

**SAFE Line**  
**808-624-SAFE**

### Financial Readiness Program (FRP)



Build your Financial Resilience with classes and one-on-one Financial Counseling. The Financial Resilience Series consists of **Money Management, Basics of Budgeting, Your Credit Report and Score, Investing & TSP, Home Buying, Car Buying, and Pre/Post Deployment Financial Planning**.



## Mobilization, Deployment & Stability Support Operations (MDSSO)



Classes, interactive workshops, Community Readiness Expos, Reintegration Workshops and support services are available to assist Soldiers and Family members through the readiness process. Various training opportunities are also available to provide a comprehensive understanding of the roles, structure and functions of the **Rear Detachment Command and Soldier & Family Readiness Groups (SFRGs)**.

## Relocation Readiness Program (RRP)



The Relocation Readiness Program provides a **Community Readiness Expo** that exposes Newcomers to Military and Civilian resources. The **Lending Closet** is available to borrow basic kitchen items for incoming or outgoing Soldiers and their Families. RRP also offers **cultural introduction classes, Sponsor Training, and Relocation Planning**.

## Survivor Outreach Services (SOS)

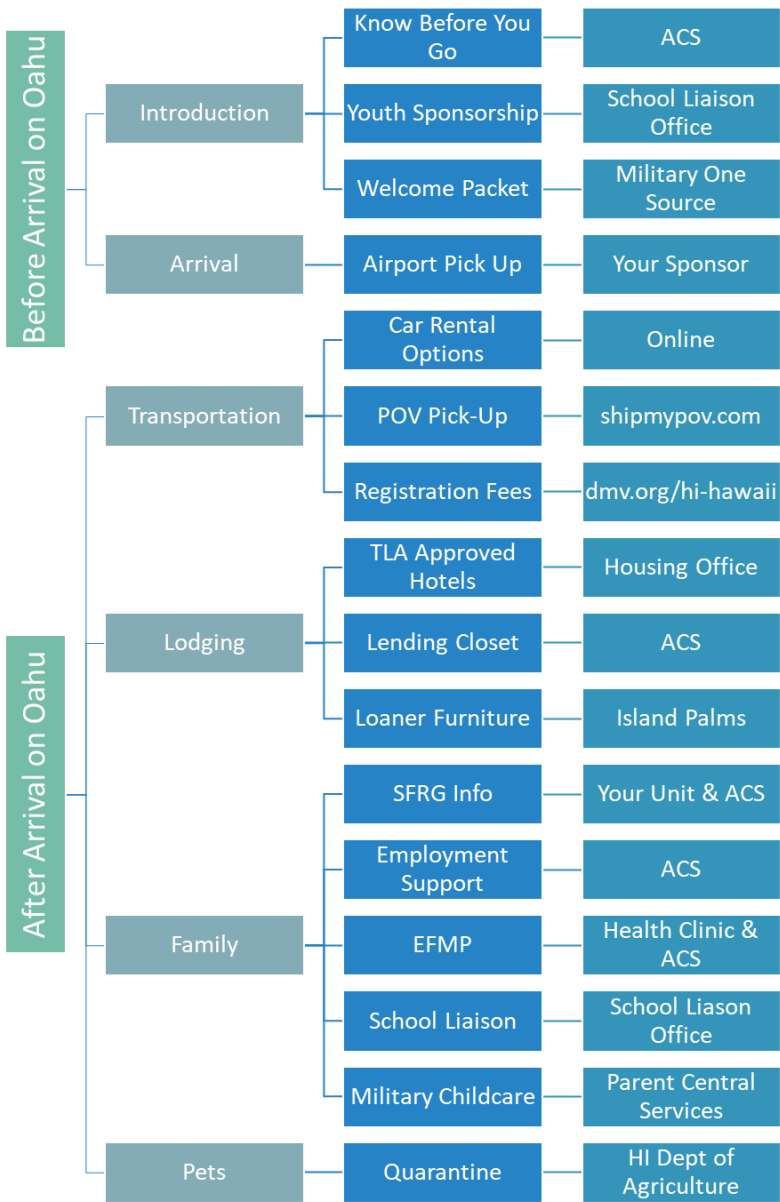
**371 Brannon Road, Bldg. 663, SB 808-787-4296**



Survivor Outreach Services operates in partnership with the Casualty Assistance Center to provide long term follow-up care for Families who have suffered the loss of their Service Member. **SOS is here for as long as the Family needs.** Contact ACS for peer mentoring, financial planning/counseling, and monthly support groups. SOS partners with organizations such as the Tragedy Assistance Program for Survivors **to network and bring Families together.**



# WHERE CAN YOU ACCESS RESOURCES?



# LOCAL COMMONLY REQUESTED PHONE NUMBERS

## **Army Community Service**

(808) 787-4227

## **Child and Youth Services**

Parent Central Services

(808) 655-5314

School Liaison Office

(808) 655-8326

Teen Center- Schofield Barracks

(808) 655-0451

## **Civilian Advisory Center (CPAC)**

Wheeler Army Airfield

(808) 656-1459

## **Education Center**

Schofield Barracks

(808) 655-0800

## **EFMP Enrollment and Renewal**

(808) 433-4441

## **Hawaii Animal Quarantine Station**

(808) 483-7151

## **Housing Service Office (HSO)**

Schofield Barracks

(808) 655-3073

## **Island Palm Communities**

Schofield Barracks (North)

(888) 458-8933

## **Military Family Life Consultants**

(808)787-4225/4226

## **Military One Source**

(800)342-9647

## **Personal Property Shipping**

(808) 473-7750

## **Post Operator**

(808) 449-7110

## **SAFE Line (24 Hour Domestic Violence Support)**

(808) 624- 7233

## **Transportation Office**

(808) 655-1868

## **TRICARE Patient Portal**

(800) 874-2273

## **TRICARE West Enrollment**

(844) 866-WEST

## **Tripler Army Medical Center (TAMC)**

**Information**

(808) 433-6661

## **Hawaii Military Installations**

### **Air Force Bases**

Hickam Air Force Base- Honolulu, O'ahu

Bellows Air Force Station - Waimanalo, O'ahu

### **Army Bases**

Fort Shafter - Honolulu, O'ahu

Schofield Barracks - Wahiawa, O'ahu

Tripler Army Medical Center- Honolulu, O'ahu

Fort DeRussy- Honolulu, O'ahu

Pohakuloa Training Center- Central Hawaii, Hawai'i

Wheeler Army Air Field- Wahiawa, O'ahu

### **Coast Guard Bases**

Station Maui Coast Guard Base- Wailuku, Maui

ISC Honolulu Coast Guard Base- Honolulu, O'ahu

### **Marine Corps Base**

Hawaii Marine Corps Base- Kaneohe, O'ahu

### **Navy Bases**

NCTAMS PAC- Wahiawa, O'ahu

Naval Station Pearl Harbor- Pearl Harbor, O'ahu

Barking Sands Missile Range- Kekaha, Kaua'i



# TOTAL ARMY SPONSORSHIP PROGRAM

A sponsor is a person from your gaining installation who can answer questions about Hawaii and help you before, during, and after your move.

If you haven't been assigned a sponsor, you can request a sponsor through your new unit. Units try to match sponsors and service members by rank and family status. We also recognize that the service member isn't the only one affected by a move so kids can request sponsors, too.

To obtain a sponsor contact the Installation Sponsorship Liaison at 808-655-8276 or DSN 312-455-8276 prior to your arrival.

## How to Request a Sponsor

*Note: This can't be completed until you've received notification from Human Resources Command.*

1. Log on to <https://actnow.army.mil>.
2. Complete DA Form 5434. In the left column, click the "Messages" dropdown menu, "DA Form 5434."
3. Click "Create New Form."
4. Fill out all applicable sections (Sections 1, 2, 4 and 5).
5. Once complete, your sponsor will be notified.
6. You will receive notification in the "Messages" section if your sponsor changes in ACT.

### ***Sponsorship Support Contact Information***

**Phone:** (808) 655-1974 or (808) 655-6824

**Email:** [usarmy.schofield.id-pacific.mbx.sponsorship@mail.mil](mailto:usarmy.schofield.id-pacific.mbx.sponsorship@mail.mil)

All personnel assigned to Tripler Army Medical Center call 808-433-9160 to obtain a sponsor.

Your sponsor should meet you at the airport when you arrive. He or she will escort you to the US Army Hawaii Liaison Desk near Baggage Claim 19 to sign in.

If you are not met by your sponsor, you should report to sign-in at the US Army Hawaii Liaison Desk at the Honolulu International Airport located near Baggage Claim 19. You must sign in at the desk in order to begin TLA and in-processing.

The 24-hour CQ contact number is 808-282-0040 .

## **Youth Sponsorship**

Prior to arrival, a Youth Welcome Packet can be sent from Hawaii to your children. In addition, Youth Sponsors can help your children connect to their new home before they arrive on the island.

A Youth Sponsor can provide an incoming child with information about his or her new school & communities and answer questions before arrival from a youth perspective.

Upon arrival, a Youth Sponsor can meet with your child and arrange community and school tours.

**To request a Youth Welcome Packet and/or apply for a Youth Sponsor, please reach out to the School Liaison Office [SLO] at 808-655-8326.**



## COMMAND SPONSORSHIP

Dependents moving with Service Members to Hawai'i must be Command Sponsored. This means that the installation is able to support the Family Members' basic needs. To qualify for a "With Dependents" tour to Hawai'i, the Soldier must have served for 36 months with 12 months remaining on his or her contract. Exceptions may apply. Command Sponsorship should be secured before Dependents come to Hawai'i. Command Sponsorship begins the day the application is approved by the Army. It does not begin the day family members arrive in Hawai'i. It enables the Army to pay for flights and appropriate family housing. To receive Command Sponsorship, Dependents must be cleared through the Exceptional Family Member Program. EFMP ensures your family's special medical or educational needs are met before, during, and after your move.

### EXCEPTIONAL FAMILY MEMBER PROGRAM

#### MAIN PROGRAM COMPONENTS

1. Identification and enrollment of a family member with special medical or educational needs.
2. Assignment coordination to ensure that a family members' needs are able to be met at the new duty station.
3. Support to help families find programs and services.

Enrollment & Renewal  
808-433-4441  
Advocacy & Navigation  
808-787-4227



<https://homeadmin.army.mil/hawaii/index.php/garrison/dhr/mpd/reassignments/family-travel>

**Family Travel**

808-655-1804 or 808- 655-4633

[usarmy.schofield.id-pacific.mbx.family-travel-section@mail.mil](mailto:usarmy.schofield.id-pacific.mbx.family-travel-section@mail.mil)**COMMAND SPONSORSHIP CHECKLIST**

- ☐ DA Form 4187
- ☐ PCS Orders and all amendments to Hawaii
- ☐ DD Form 93 (no later than 30 days old; family member's address must be in Hawaii)
- ☐ Soldier Record Brief (dated within last 90 days)
- ☐ Marriage Certificate for proof of marriage.
- ☐ Birth certificate for spouse and all dependents.
- ☐ DA Form 5888 (must have EFMP authentication stamp)
- ☐ DD Form 2792 (11-page medical summary; only needed if EFMP clearance was not completed at Tripler Army Medical Center)
- ☐ Court documents stating service member or spouse having physical custody of child(ren) (for divorced/non-married couple)
- ☐ DD Form 214 (if spouse is prior military, entitlements will become null and void once spouse becomes command sponsored).
- ☐ Proof of bona fide resident for having less than 12 months remaining on island of DEROS (State of Hawaii birth certificate, N-11 tax form, voter registration certificate, or residential college enrollment form, high school diploma)
- ☐ Memo from service member that the dependents be transferred to the primary sponsor. (for dual military/transferred of command sponsorship)
- ☐ Defense Finance and Accounting Service (DFAS) memo for secondary dependency (parents, parents in law, ward of the court)
- ☐ Pre-Adoptive Placement Court Order or Final Adoption
- ☐ Foreign Born National (Permanent Residency Visa/Green Card/Passport)

## SHIPPING HOUSEHOLD GOODS

The Joint Personal Property Shipping Office at Joint Base Pearl Harbor-Hickam handles all processing for temporary storage and/or delivery of your personal property once it arrives on island. You can reach them at 808-473-7760.

Visit <https://move.mil/>, the Department of Defense's official customer moving portal, for weight limits, timelines, and OCONUS tips.

Access the Defense Personal Property System to upload orders and create a shipment. Then, bring your forms to your local Transportation Office to get matched with a mov-

It can take weeks or even months for your personal goods to arrive in Hawaii. Remember, they're crossing the ocean on a boat.

## POV SHIPPING

The Army will ship one POV for your family. If you want to send another car, the cost will come out of pocket and it will need to be scheduled with a private company.



The Surface Deployment and Distribution Command handles all privately owned vehicle shipments. You can schedule and track the status of your vehicle shipment online at:

**<https://www.pcsmypov.com/>**

Schedule as soon as you can. If you are moving during a busy PCS time schedules will fill quickly. Items may take longer to ship and arrive during busy seasons.



# TRICARE & HEALTHCARE COVERAGE



One of the first things you will need to **TRICARE®** do is transfer your TRICARE Plan to Hawaii.

**For Soldiers:** Enrollment automatically happens when you in process through the 25<sup>th</sup> ID Replacement. If you don't in process with Replacement, you will need to call TRICARE @ 1-844-866-9378. Be sure to have your orders with your NEW UIC (Unit Identification Code) when you call. You will be assigned to the PCM responsible for your unit.


**For Family Members:** You will need to contact TRICARE @ 1-844-866-9378. Family Members can generally choose which Military Treatment Facility (MTF) they are assigned to. Your choice on Oahu will be the Desmond T. Doss Health Clinic (DDHC) at Schofield Barracks, Tripler Army Medical Center (TAMC) in Honolulu, Makalapa Clinic at Pearl Harbor-Hickam Air Force Base, Warrior Ohana Medical Home in Kapolei, or Kaneohe Bay at Marine Corps Base Hawaii.

Central Appointment Line 1-888-683-2778

TRICARE Beneficiary Counselor

TAMC- 808-433-3422

DDHC 808-433-8485



## TEMPORARY LODGING

Contact the Housing Services Office [HSO] as soon as you receive your orders to Hawai'i. HSO will help you with temporary lodging when you arrive on island, and work with you to start looking for a place to live.

Temporary Lodging Allowance [TLA] is authorized for up to 30 days from the Soldier's sign-in date at the Permanent Duty Station and should not exceed 60 days. Exceptions may apply.

TLA covers lodging and food while you transition between duty stations.

If you are stationed at Schofield Barracks, Wheeler Army Air Field, or Helemano Military Reservation, you no longer need to secure a statement of non-availability to book accommodations on the economy at an HSO approved property. You must book with the hotel directly and not use an external website.

Vacation rentals, timeshares, MWR cabins, and B&Bs are not authorized for TLA reimbursement.

You will initially pay for the lodging out of pocket as TLA is a reimbursement so please budget accordingly.



Courtyard at the Inn at  
Schofield Barracks

**Housing Services Office**

**808-655-3075/3073/3076/0077**

# TRAVEL

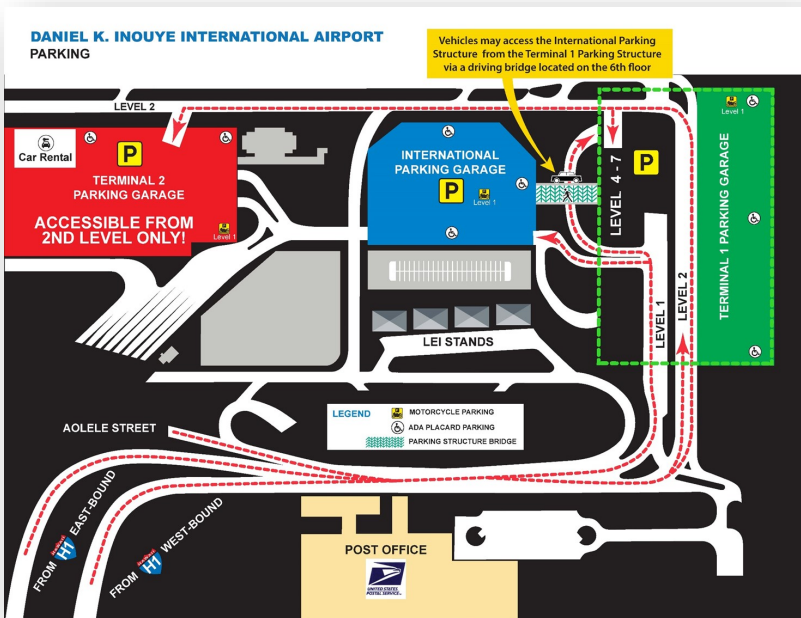
This may seem like a no-brainer, but you need to fly to get to Hawai'i. Once your orders are available and all Dependents are Com-

## Some ideas to keep kids busy on the long flights:

1. Snacks, Snacks, & Snacks
2. Movies & Tablets with Headphones
3. Coloring Books
4. Books
5. Playing I-Spy
6. Pillow & Blanket

mand Sponsored (see page 16) you can book flights through Family Travel to fly to Hawai'i. Expect it to be a long flight. Estimated flight times from the West Coast are over 5 hours. So if you're coming from anywhere East of LA, your flight will be longer.

The airport is not on a military base, so arrange for transportation from the airport to lodging.



## YOUR ARRIVAL

Make sure you share all the important information about your flight and needs with your Sponsor and gaining Unit before you arrive on island. Daniel K. Inouye Airport is not located on post. You will need to plan for transportation from the airport to your temporary lodging.




Once you arrive, share your immediate needs regarding the following with your Sponsor:

- Temporary Lodging
- Pet(s) in Quarantine
- Food (you might be hungry when you get off the plane)
- Transportation
- In-Processing Schedule

Make sure to exchange contact information with your Sponsor before you arrive. You should also travel with you unit contact information and emergency contact information.

### Provide the following info to your Sponsor



- |        |                                  |
|--------|----------------------------------|
| Who?   | How many family members?         |
| Where? | Which airline & flight number?   |
| When?  | When does the flight arrive?     |
| What?  | Do you have pets?                |
| How?   | How much luggage to do you have? |

**Choose a place to meet your sponsor at the airport!**



## IN-PROCESSING

Your sponsor should meet you at the airport when you arrive. If you are not met by your sponsor, you should report to sign-in at the US Army Hawaii Liaison Desk at the Honolulu International Airport located near baggage claim 19.



If you do not sign in, you could experience difficulties and delays during your in-processing. You must sign in at the desk in order to begin TLA and in-processing.

Soldiers are authorized to report in civilian clothes; however, they must be clean-shaven, and in accordance with AR 670-1 (i.e., no piercing, etc.) Soldiers should bring all initial issue uniforms and hand-carry all important documents (i.e., orders, POV shipping information, marriage license, birth certificates, etc.). Airlines sometimes lose baggage for a few days.

Personnel assigned to 25th Infantry Division, 8th Theater Sustainment Command, USAG-HI, 130th Engineers, 8th Military Police, 45th STB, 500th MI, 205th MI, 715th MI will in-process at Schofield Barracks through Replacement Detachment. Barracks and 24-hour CQ 808-655-0389. All other personnel assigned to USARPAC and 8TSC HQ will in-process at Fort Shafter.

In-processing begins the first Monday after you land on island. The only exception is if Monday is a holiday or DONSA, then you

## LODGING & HOUSING

For Soldiers and families relocating to Hawaii, temporary lodging and housing is available both on and off post.

You must report to housing within 7 workdays after your report-date in Hawaii, even if you do not intend to reside in on post homes. You will receive information on availability of homes and waiting times.

### **Island Palms Service Offices**

**North Office**                      **808-275-3700**

**South Office**                      **808-275-3800**

Visit the Army Housing Online User Services website for more information on Army Family Housing, Residential Community Initiative Housing, Housing Services Office, and Unaccompanied Personnel Housing. <https://www.housing.army.mil/>

The Army's on post housing partner is Island Palm Communities. Other on post housing partners on island include Hickam Communities and Ohana Navy Communities.  
<https://www.islandpalmcommunities.com>

If you and your family are interested in living off-post, you can search for available rental properties at <https://www.homes.mil/> or <https://www.ahrn.com/>.



## 2022 HAWAII- HONOLULU COUNTY BAH RATES

Grade	With Dependents	Without Dependents
E01	\$2,670	\$2,004
E02	\$2,670	\$2,004
E03	\$2,670	\$2,004
E04	\$2,670	\$2,004
E05	\$2,961	\$2,220
E06	\$3,081	\$2,412
E07	\$3,258	\$2,682
E08	\$3,456	\$2,991
E09	\$3,633	\$3,015
W01	\$3,093	\$2,574
W02	\$3,339	\$2,988
W03	\$3,582	\$3,021
W04	\$3,651	\$3,117
W05	\$3,732	\$3,300
O01E	\$3,297	\$2,961
O02E	\$3,546	\$3,012
O03E	\$3,660	\$3,072
O01	\$2,982	\$2,376
O02	\$3,078	\$2,865
O03	\$3,573	\$3,033
O04	\$3,756	\$3,270
O05	\$3,882	\$3,381
O06	\$3,912	\$3,567
O07	\$3,945	\$3,621

## LENDING CLOSET

### HOW DO I CHECK ITEMS OUT ?

To check out Lending Closet items, please bring a current copy of the Service Member's orders and your valid military ID.



### WHAT IS INCLUDED IN MY KIT?

Lending Closet Kits can be checked out in sets of two, four, or six. Mini kits for stays at a hotel during PCS transitions are also available upon request.

### OPTIONAL ITEMS

Coffee Pot

Laundry Basket

Toaster

Pack N Play

Booster Seat

## PRE-PACKAGED KIT CONTENTS

Dinner Plates	Measuring Spoons
Salad Plates	Tablespoons
Soup Bowls	Teaspoons
Coffee Cups	Table Knives
Drinking Tumblers	Forks
Kitchen Knife	Pots with Lids
Paring Knife	Frying Pan
Potato Peeler	Roasting Pan
Pizza Cutter	Mixing Bowls
Colander	Baking Sheet
Pitcher	Chopping Board
Can Opener	
Spatula	
Slotted Spoon	
Serving Spoon	
Tongs	
Measuring Cups	



## EDUCATION

The Hawaii Public School System falls under one school district and is managed by the Hawaii State Board of Education. There are no DoD Schools in Hawaii. With certain exceptions, all children between the ages of 5 and 18 must attend school. Kindergarten requires that a child must turn five years old before July 31st of the school year to attend. Plan to budget for the school bus.

Besides public schools, parents have the option of private schools, charter schools, and home-schooling.

The Army School Liaison Office 808-655-8326 can help you make a decision regarding your child's education.

**Hawaii public schools charge a fee for school bus services.**

### **School registration requires:**

1. Birth Certificate (baptismal records or a passport is accepted)
2. Certificate of Release and Proficiency from child's last school
3. Special Needs students should bring in all IEP documentation
4. Proof of Residency (housing papers, utility bill, etc.)
5. Up-to-date shot records
6. TB Test (less than 1 year old)
7. Physical (less than 1 year old)

### **HI Department of Education Free or Reduced Fee School Meal Program**

**Information:** [http://www.hawaiipublicschools.org/](http://www.hawaiipublicschools.org/TeachingAndLearning/HealthAndNutrition/StudentHealthResources/Pages/FreeReducedLunch.aspx)

[TeachingAndLearning/HealthAndNutrition/StudentHealthResources/Pages/FreeReducedLunch.aspx](http://www.hawaiipublicschools.org/TeachingAndLearning/HealthAndNutrition/StudentHealthResources/Pages/FreeReducedLunch.aspx)

**Application:** <https://secure.ezmealapp.com/Default.aspx>

### 2021 Flat Rates for Student Bus Passes

Annual Round Trip: \$270

Annual One Way: \$135

Quarterly Round Trip: \$72

Quarterly One Way: \$36

One-way bus coupons are sold by sheets of 10 at \$12.50 per sheet  
(cash only)

*Students with free lunch are eligible for free bus services.*

Passes are non-refundable.

Type of School	Website
Public Schools	Hawaii Department of Education <a href="http://www.hawaiipublicschools.org/">www.hawaiipublicschools.org/</a>
Home School	Hawaii Home School Association <a href="http://www.hawaiihomeschoolassociation.org/">www.hawaiihomeschoolassociation.org/</a>
Private Schools	Hawaii Council of Private Schools Licensed Schools <a href="http://www.hais.us/RelId/622828/ISvars/default/HCPs_Licensed_Schools.htm">www.hais.us/RelId/622828/ISvars/default/HCPs_Licensed_Schools.htm</a>

### **Let the ACS Employment Readiness Team assist you!**

- ⇒ In person classes
- ⇒ Connects military spouses with Hawaii licensing divisions
  - Professional and vocational licensure information
- ⇒ ERP YouTube Channel with 18 training videos
  - Various employment topics for job seeking military spouses

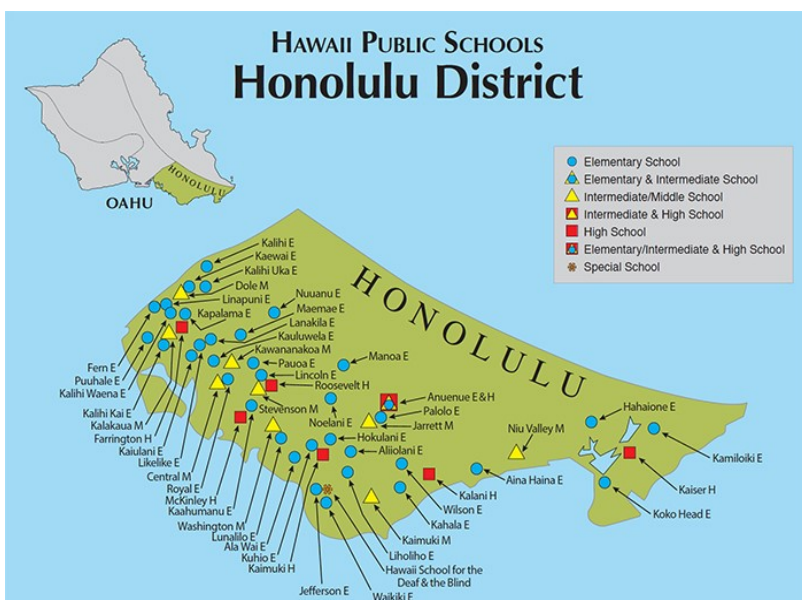
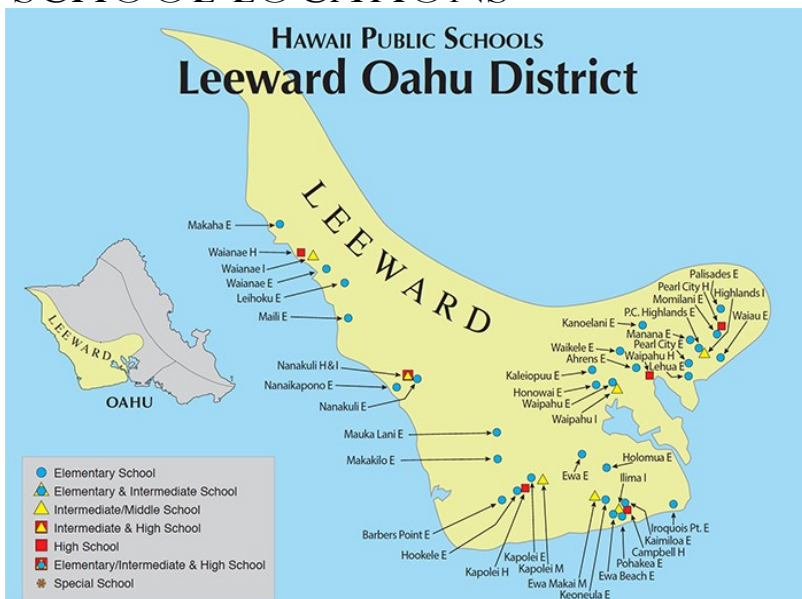
<https://www.facebook.com/HawaiiACS>

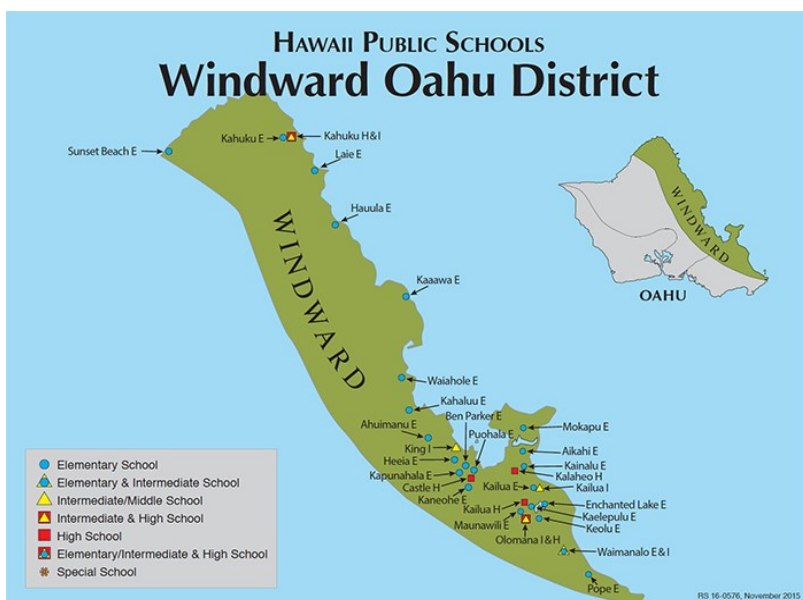
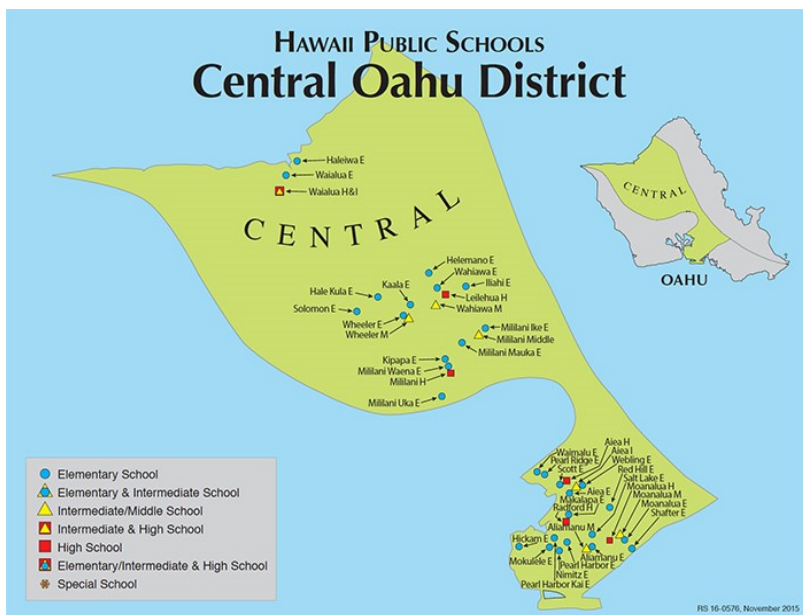
<https://www.youtube.com/channel/UC-SriN8J3bOm8DFKB3dgeIQ>

ACS Employment Readiness Program: (808)787-4251/4264



# EDUCATION - HAWAII PUBLIC SCHOOL LOCATIONS





## FINANCIAL SUPPORT

Moving expenses can add up quickly and the cost of living in Hawai'i is high. Try to budget for your move before you PCS. Remember, TLA is a reimbursement so you will initially need to pay for your lodgings and food out of pocket.

Cost of Living Allowance [COLA] is a non-taxable allowance granted while you are stationed in Hawai'i. It ranges from \$500-1500 a month and is based on rank, time in service, number of dependents, and where you live. The amount of COLA can change from month to month.

Financial classes and counseling are available through Army Community Service.

### CONUS COLA Calculator

UPDATED: 12/20/2018

Year:	2019 ▼
Duty Zip Code:	96786
Pay Grade:	E-1 ▼
Years of Service:	< 2 ▼
Dependents:	YES ▼
<input type="button" value="CALCULATE"/>	

<https://www.defensetravel.dod.mil/site/conusCalc.cfm>

**If you have a financial  
emergency, there are  
options**



**American  
Red Cross**

Army Emergency Relief

808-787-4227

American Red Cross

877-272-7337

Schofield Barracks

## CHILD CARE

Military families with children ages 4 weeks-5th grade may request child care by visiting [MilitaryChildCare.com](http://MilitaryChildCare.com). This Department of Defense web-site serves all military families seeking childcare. Families may search for and request care, manage their requests, and update their profile online.

**Once your child is  
on the waitlist,  
make sure to renew  
your request every  
30 days to stay  
active.**

Child care providers include Child Development Centers, Family Child Care, School Age Centers, and access to military-supported child care options worldwide.

Register as soon as you have orders. Wait lists can be long and depend on your family's priority level. Failure to make an early request could prevent a delay of services when you arrive on island.

Fee-assistance is provided for eligible military families who are unable to access on-post child care. For information on programs offered by Child and Youth Services, to include day care, school age care and teen center programs, visit <https://hawaii.armymwr.com/categories/cys-services>.



Make sure to register as soon as possible as there are usually wait list for open slots.

## PETS

If you plan to bring pets to Hawai'i, begin planning as soon as possible to minimize the time your pet may be required to be quarantined. Hawai'i is rabies free so the state needs to be VERY sure your pet is not infected before it is released on the island.

There is a very specific and time sensitive process to be able to take your pet directly home from the airport. Use the state of Hawai'i's Department of Agriculture's Animal Quarantine website to access checklists and forms: <http://hdoa.hawaii.gov/ai/aqs/aqs-info/>

You will need to complete the AQS-279 and follow all instructions on "Checklist 1— For Direct Airport Release & 5 Days or Less Program" in order to avoid quarantine. If you do not complete the tasks for Direct Airport Release, your pet could be quarantined for up to 120 days or sent back to the mainland at your expense.

Expect to pay a fee of \$185- \$244 to retrieve your pet from the airport animal quarantine station.

There are rules and regulations regarding owning pets in on- post housing. Island Palms Communities homes are pet friendly with a maximum of two pets per family. Certain pet restrictions do apply. There is a one time pet fee per pet upon move in and a one time de-flea charge per household upon move out.

## RESTRICTED PETS

The following pets & breeds are not permitted on privatized military housing.

Dogs: Pit Bulls, American Staffordshire Bull Terriers, English Staffordshire Bull Terriers, Rottweilers, Doberman Pinchers, Chows and wolf hybrids. Exotic animals such as, but not limited to: reptiles, rodents (other than hamsters & guinea pigs), ferrets, hedgehogs, skunks, rats, raccoons, squirrels, pot bellied pigs monkeys, arachnids, or any farm animal.

## RESTRICTED DOG BREEDS



### STATE OF HAWAII ANIMAL INDUSTRY DIVISION

#### Direct Airport Release Program Requirements

- Pet is microchipped
- Pet is vaccinated for Rabies
- FAVN Rabies antibody test completed
- Waiting period completed
- ASQ-279 pet import form completed
- Health Certificate completed by vet
- Flea & Tick treatment administered by vet
- Pet's paperwork sent to HI to arrive 10+ days before your arrival

E-mail is the quickest way to communicate with the Animal Quarantine Program:  
**rabiesfree@hawaii.gov**

## FIREARMS

Personally-owned firearms must be registered with the state of Hawaii **and** either the Schofield Barracks Provost Marshal Office or the Fort Shafter Provost Marshal Office with 72 hours of arrival.

To obtain a Permit to Acquire a Firearm, or to register a firearm, you **MUST** appear in person at the Honolulu Police Department's Firearms Unit. Office hours are from 7:45 a.m. to 3:00 p.m., Monday through Friday excluding holidays.

Out of state registrants need to take firearm(s), in person, to the Main Police Station Firearms Unit no later than 5 calendar days from arrival. Out of state registrants are encouraged to arrive at the Firearms Unit no later than 3:00 pm. The out of state registration process can be lengthy. If there is a line, they may not be able to accommodate you. There is no 14-day waiting period for Out-of-State Registration. You need the following when you register your firearm:

- Background check fee \$43.25 Cash / exact change or Credit Card
- Valid photo identification
- The firearm for inspection (In a gun case, unloaded)

If you were born outside the United States, bring proof of citizenship such as an Original US Passport, Original Naturalization Certificate, Original Born Abroad Certificate, or if you are in the military your Enlisted (ERB) or Officer (ORB) Record Brief will suffice only if the document states you are a United States Citizen.

The following forms are available on the website and may be filled

Records and Identification  
Division Firearms Section  
801 South Beretania Street  
Honolulu, Hawaii 96813

Honolulu Police Department  
Firearms Unit  
808-723-3190

**APPLICATION FOR A  
FIREARM PERMIT  
Effective January 1, 2021  
Application fee: \$43.25**



in prior to coming to the Firearms Section:

- Firearms Information Form
- Medical Information Waiver
- Mental Health Waiver
- Firearms Application/Questionnaire

Married couples who would like to have their firearms jointly registered in both names need to also bring the Original Marriage Certificate.

**OAHU FIREARMS REGISTRATION AND PERMITS**  
<http://www.honolulupd.org/information/index.php?page=gunmain>

### **FREQUENTLY ASKED QUESTIONS**

**Can I submit my application to acquire a permit online?**

No. This feature is not available.

**Can I register my guns online?**

No. You may start the process by completing the online forms and bringing them to our office for verification along with your firearm if you already have it.

**Do I need to Register with HPD every time I want to register a weapon?**

Yes. All firearms that require a registration need to be registered with HPD.

**If I am a U.S. Citizen but born in another country, do I still need proof of citizenship?**

Yes. Need to provide a current U.S. passport, Naturalization, or Born Abroad Certificate. (If the applicant is active military, the Enlisted Record Brief would suffice.)

**If I am not available to pick up my permit during the pickup dates, can I pick it up prior or after?**

No. Permits are only available during the pickup dates, which is always the 14th through the 20th day, and includes weekends and holidays.

# ISLAND SAFETY

## OCEAN SAFETY TIPS

1. Minimize risk by being highly aware and respectful of the dangers of ocean conditions.
2. Choose to swim at Hawaii beaches which are lifeguard protected. Also look for rescue station tubes at many beaches.
3. Follow Hawaii beach warnings and closures.
4. Check with a lifeguard if in any doubt.
5. Watch the water carefully for some time before entering in order to look for larger waves appearing in groups.
6. Review ocean safety brochures which are provided in visitor accommodations.
7. Visit ocean safety websites and the Hawaii Lifeguard Association website. Understand rip currents and how to deal with them.
8. Avoid painful jellyfish stings by checking the jellyfish report.
9. Don't get caught on wet rocks where unexpected waves can suddenly appear. Also look for hidden underwater rocks at beaches.




## HIKING SAFETY TIPS

1. Tell someone where you plan to hike or hike with a group.
2. Wear bright colors while hiking so you can easily be spotted.
3. Stay on the trail and set a “turn back time.”
4. Bring water and/or a water filtration system.
5. Bring a First Aid Kit.
6. Wear hiking shoes or boots.
7. Know your limits and abilities.
8. Research the trail before you go.
9. Bring bug repellents and sunscreen.
10. Check the weather conditions before you set out!



# HAWAIIAN HISTORY




The era of human settlements in the Hawaiian Islands begins sometime between 124 and 1120 AD, when the islands were first settled by Polynesians. Hawaiian civilization was isolated from the rest of the world for at least 500 years.

Europeans led by a British explorer named James Cook arrived in the Hawaiian Islands in 1778. Within five years of Cook's arrival, European military technology helped Kamehameha I conquer and unify the islands for the first time, establishing the Kingdom of Hawaii. The kingdom was prosperous and important for its agriculture and strategic location in the Pacific.

American immigration led by Protestant missionaries began almost immediately after Cook's arrival. Americans set up plantations to grow sugar. Their methods of plantation farming required substantial labor. Waves of permanent immigrants came from Japan, China and the Philippines to work in the fields.

The native population succumbed to disease brought by the Europeans (particularly smallpox), declining from 300,000 in the 1770s to over 60,000 in the 1850s to 24,000 in 1920. Americans within the kingdom government rewrote the constitution, severely curtailing the power of King "David" Kalākaua, and disenfranchising the rights of most Native Hawaiians and Asian citizens to vote through excessively high property and income requirements. This gave a sizeable advantage to plantation owners. Queen Liliuokalani attempted to restore royal powers in 1893, but was placed under house arrest by businessmen with help from the US military.

Against the Queen's wishes, the Republic of Hawaii was formed .



This government agreed on behalf of Hawaii to join the US in 1898 as the Territory of Hawaii. In 1959 the islands became the state of Hawaii and the 50th state.

# OAHU ACTIVITIES

- Visit the USS Arizona Memorial in Pearl Harbor
- Visit Punchbowl National Cemetery
- Enjoy the stunning scenery
- Watch the fireworks show from the Waikiki Beach at the Hilton Hawaiian Village on Friday Nights
- See the torch lighting ceremony and hula show at the Kuhio Beach Park in Waikiki
- Admire the sea turtles at Laniakea Beach on the North Shore
- Lace up your hiking boots and hit the trails
- Go snorkeling and explore Hanauma Bay
- Watch the HUGE waves along the North Shore in the winter
- Watch the sun sink into the ocean at sunset
- Explore the beautiful beaches
- Catch a wave by taking surfing lessons
- Eat shave ice
- Take a whale watching tour or go deep sea fishing
- Explore historic Hale'iwa on the North Shore
- Spend the day at the Polynesian Cultural Center
- Hike to Waimea Falls
- Attend an evening Luau
- Learn about Hawaii's rich history at the Bishop Museum
- Visit Iolani Palace, the only royal residence in the USA
- Take a train ride at the Dole Pineapple Plantation
- Visit the Honolulu Zoo, Aquarium, and the Sea Life Park



# HAWAIIAN LANGUAGE

The Hawaiian alphabet has 13 letters. There are five vowels, a e i o u, and each one has a long pronunciation and a short one. There are eight consonants, he ke la mu nu pi we, and, a character for a glottal stop called 'okina.



## Hawaiian alphabet

A a	E e	I i	O o	U u	Ā ā	Ē ē	Ī ī	Ō ō
'ā	'ē	'ī	'ō	'ū	'ā kō	'ē kō	'ī kō	'ō kō
Ū ū	H h	K k	L l	M m	N n	P p	W w	'
'ū kō	hē	kē	lā	mū	nū	pī	wē/vē	'okina

## Hawaiian pronunciation

a	e	i	o	u	ā	ē	ī	ō	ū
[a]	[e]	[i]	[o]	[u]	[a:]	[e:]	[i:]	[o:]	[u:]
ai	ae	ao	au	ei	eu	iu	oi	ou	ui
[ai]	[ae]	[ao]	[au]	[ei]	[eu]	[iu]	[oi]	[ou]	[ui]
h	k	l	m	n	p	w	'		
[h]	[k/t]	[l]/[r/d]	[m]	[n]	[p/b]	[w, v/u]	[ʔ]		

**Hawaiian Pidgin English** is an English-based creole language spoken in Hawai'i. Although English and Hawaiian are the co-official languages of the state of Hawai'i, Hawaiian Pidgin is spoken by many Hawai'i residents in everyday conversation.

It is a language created from blending words from several different cultures including Chinese, Japanese, and Portuguese. In order to be able to communicate with each other and the English-speaking plantation owners, a common language developed that borrowed words, phrases, intonations, and grammatical structures from these 4 different languages.

*Let's Talk Pidgin*



## Say It In Hawaiian

A few Hawaiian words and common phrases you may hear throughout your visit ☺

<b>A Hui Hou</b>	Until we meet again, see you soon	Humuhumunukunuaipua'a	State fish, triggerfish
<b>Aloha</b>	Love, affection, hello, goodbye	Honu	Turtle
<b>Aloha Kakou</b>	Aloha to all	<b>Kane</b>	Man, male
<b>Aloha Kakahiaka</b>	Good morning	<b>Wahine</b>	Woman, female
<b>Aloha Ahiahi</b>	Good evening	<b>Keiki</b>	Child, children
<b>Mahalo</b>	Thank you	Tutu	Grandparent
<b>Mahalo nui loa</b>	Thank you very much	Kuipo	Sweetheart
<b>He mea iki</b>	You are Welcome	Ohana	Family
<b>E Komo Mai</b>	Welcome!	Malama	To take care of, to tend to
<b>Mauka</b>	Towards the mountain	<b>Kapu</b>	Forbidden, do not enter
<b>Makai</b>	Towards the sea	Kokua	Help, assist, aid
<b>Pau</b>	Done	Kuleana	Responsibility
<b>Pau Hana</b>	Work is done	Lanai	Porch, patio or balcony
<b>Hana Hou</b>	Encore, do it again	<b>Lei</b>	Garland of flowers, fragrant leaves
<b>Akamai</b>	Smart, clever	Hula	Hawaiian dance
<b>Ono</b>	Good	Wikiwiki	Speedy or fast
<b>Pupu</b>	Appetizer or snack	<b>Holoholo</b>	Ride or walk around
<b>Grind</b>	To eat food	Hau'oli la Hanau	Happy Birthday
<b>Luuu</b>	Hawaiian traditional feast	Mele Kalikimaka	Merry Christmas
<b>Malasada</b>	Portuguese donut	<b>Shaka</b>	Hand gesture, aloha spirit
<b>Hale</b>	House, home	Ali'i	Royalty
<b>Aina</b>	Land	Kahunu	Expert, priest, minister
<b>Mana</b>	Life energy, spiritual powers	Pono	Proper, moral, fair or do right
<b>Kamaaina</b>	One of the land, native born or long-time resident	Da Kine	Means "you know what I mean"

## HAWAIIAN PIDGIN 101

<b>Howzit?</b> (hey, how are you)	<b>Erlding</b> (everything)
<b>Junk</b> (no good, broken)	<b>Grind</b> (let's eat!)
<b>Braddah</b> (brother, bro)	<b>Eh you fakal!</b> (exactly what it sounds like)
<b>Sistah</b> (sister, sis)	<b>Local Style</b> (Hawaiian style)
<b>Kapu</b> (caution, keep out)	<b>Lolo Buggah</b> (crazy guy/girl)
<b>Kokua</b> (help)	<b>Malihini</b> (newcomer, new to the island)
<b>K'den</b> (ok then)	<b>Mo' Bettah</b> (good idea, better idea)
<b>Brah</b> (bros in Hawaii, friends, pals)	<b>Pau Hana</b> (done with work, or after work alcoholic drink)
<b>Like Beef?</b> (you want to fight)	<b>Pu Pu</b> (appetizer)
<b>Geev'um</b> (go for it)	<b>Shaka</b> (excellent, cool!)
<b>Brok' Da Mout</b> (the best food)	<b>Stinkface/ Stinkeye</b> (frowning, evil eye)
<b>Ono</b> (delicious, yummy)	<b>Try Move</b> (move out of the way)
<b>Bumbye</b> (in awhile, when I get to it)	<b>Shootst</b> (oh yeah, or agree on something)
<b>Aznuts</b> (that's crazy)	<b>We go</b> (let's get out of here)
<b>Bodda You?</b> (does this bother you)	<b>Wat doing?</b> (what the "f" are you doing)
<b>Choke</b> (a lot of something)	<b>Hawaiian Time</b> (at least 15 min. late)
<b>Da' Kine</b> (the one, the best)	<b>Chee-hoo!</b> (oh, yeah, right on!)
<b>Ho, Brah</b> (hey, how's this)	



## FUN FACTS




The Hawaiian state flower is the yellow Hibiscus.



Green Sea Turtles, Honus, can live to be over 50 years old.




Humpback whales migrate 16,000 miles between Hawaii and Alaska every year.



The Hawaii state fish is called a Reef Trigger fish in English. In Hawaiian, it is a Humuhumunukunukuapua`a



The Hawaiian state bird is the Nene (nay-nay). It is only found in Hawaii and descended from Canadian geese 500,000 years ago.



Mauna Kea is Earth's tallest mountain. It is 33,500 feet tall from underwater base to summit—nearly a mile taller than Mount Everest.



Volcanoes started forming Hawaii 4 million years ago. The newest part of the Hawaii was formed in 2018 when Kilauea erupted.



## ACS PARTNERS

**MFLC** MFLCs are licensed counselors available to help you by Military & Family Life Counseling Program appointment or walk-in to ACS. Their services are confidential and they do not keep records or report to command. Call 808-787-4225/4226 to schedule an appointment.



Free services are available 24/7. Military OneSource can be reached at 800-342-9647 or at [www.militaryonesource.com](http://www.militaryonesource.com).

**Army Family Web Portal:** provides a

**ARMY Family Web Portal**

primary web-based location for Soldiers, Family Members, and Civilians to obtain relevant, credible, and updated information about programs and services regardless of geographical location or component.

Army Family Web Portal: [www.armyfamilywebportal.com](http://www.armyfamilywebportal.com)

## HELPFUL WEBSITES

### **U.S. GARRISON-HAWAII**

<https://home.army.mil/hawaii/>

### **TRIPLER ARMY MEDICAL CENTER**

<https://www.tamc.amedd.army.mil/>

### **HAWAII TOURISM INFORMATION**

[www.hawaii.gov](http://www.hawaii.gov)

### **WELCOME BOOKLET**

<https://installations.militaryonesource.mil>

### **PLAN MY MOVE**

<https://planmymove.militaryonesource.mil>

## NOTES

[illegible]

## NOTES

[illegible]



## RELOCATION READINESS PROGRAM

310 Brannon Road  
Building 690  
Schofield Barracks, Oahu

Mon-Fri 0730-1630

Phone: 808-787-4227

SAFE Line: 808-624-SAFE

Learn more about USAG - Hawaii @ <https://home.army.mil/hawaii/>